

Introductory sub-table (I)(a)

Name of the Company **TELECANOR GLOBAL LIMITED-EQUITY SHARES**

Scrip Code, Name of the scrip, class of security: **530595**

Quarter ended: **30th June, 2015**


Partly paid-up shares:-	As a % of total no. of partly paid-up shares		As a % of total no. of shares of the company	
	No. of partly paid-up shares			
Held by promoter/promoter group	0	0.00	100	0.00
Held by public	333000			3.28
Total - D	333000		100	3.28

Outstanding convertible securities:-	As a % of total no. of outstanding convertible securities		As a % of total no. of shares of the company, assuming full conversion of the convertible securities	
	No. of outstanding securities			
Held by promoter/promoter group	0	0.00	0	0.00
Held by public	0			0.00
Total - E	0		0	0.00

Warrants:-	As a % of total no. of warrants		As a % of total no. of shares of the company, assuming full conversion of warrants	
	No. of warrants			
Held by promoter/promoter group	533000	100	0	5.26
Held by public	0			0.00
Total - F	533000		100	5.26


Total paid-up capital of the company, assuming full conversion of warrants and convertible securities

10138914

For Telecanor Global Limited

 Managing Director

Statement Showing Shareholding Pattern

Category code	Category of Shareholder	Table (I)(a)				Shares Pledged or otherwise encumbered		
		Number of Shareholders	Total number of shares	Number of shares held in demateria	Total shareholding as a percentage of total number of shares		Number of shares	As a percentage
					As a percentage of (A+B) ¹	As a percentage of (A+B+C)		
(I)	(II)	(III)	(IV)	(V)	(VI)	(VII)	(VIII)	(IX) = (VIII)/(IV)*100
(A)	Shareholding of Promoter and							
1	Indian	0	0	0	0.00	0.00	0	0.00
(a)	Individuals/ Hindu Undivided Family	0	0	0	0.00	0.00	0	0.00
(b)	Central Government/ State Government(s)	0	0	0	0.00	0.00	0	0.00
(c)	Bodies Corporate	0	0	0	0.00	0.00	0	0.00
(d)	Financial Institutions/ Banks	0	0	0	0.00	0.00	0	0.00
(e)	Any Others(Specify)	1	1102348	1102348	11.48	11.48	700000	63.50
(e-i)	Directors	3	682407	672540	7.10	7.10	0	0.00
(e-ii)	Director Relatives	0	0	0	0.00	0.00	0	0.00
(e-iii)	Person Acting in Concern							
	Sub Total(A)(1)	4	1784755	1774888	18.58	18.58	700000	39.22
2	Foreign							
a	Individuals (Non-Residents Individuals/)	0	0	0	0.00	0.00	0	0.00
b	Bodies Corporate	0	0	0	0.00	0.00	0	0.00
c	Institutions	0	0	0	0.00	0.00	0	0.00
d	Qualified Foreign Investor	0	0	0	0.00	0.00	0	0.00
e	Any Others(Specify)	0	0	0	0.00	0.00	0	0.00
e-i		0	0	0	0.00	0.00	0	0.00
e-ii								
	Sub Total(A)(2)	0	0	0	0.00	0.00	0	0.00
	Total Shareholding of Promoter	4	1784755	1774888	18.58	18.58	700000	39.22




(I)(b) Statement showing holding of securities (including shares, warrants, convertible securities) of persons belonging to the category "Promoter and Promoter Group"

Sr.	Name of the shareholder	Details of Shares held		Encumbered shares (*)			Details of warrants		Details of convertible securities		Total shares (including underlying shares assuming full conversion of warrants and convertible securities) as a % of diluted share capital
		Number of shares held	As a % of grand total (A)+(B)+(C)	No.	As a percentage (VI)=(V)/(III)*100	As a % of grand total (A)+(B)+(C) of sub-clause (I)(a)	Number of warrants held	As a % total number of warrants of the same class	Number of convertible securities held	As a % total number of convertible securities of the same class	
No.	(II)	(III)	(IV)	(V)	(VI)	(VII)	(VIII)	(IX)	(X)	(XI)	(XII)
1	MARUTIRAM PRATURI	1102348	11.48	700000	63.50	7.29			0	0	10.87%
2	VIJAY LAKSHMI PRATURI	460530	4.79		0.00	0.00	533000	100	0	0	9.80%
3	KRISHNA PRATURI	212010	2.21		0.00	0.00			0	0	2.09%
4	KALA RAJA PRATURI	9867	0.10		0.00	0.00			0	0	0.10%
TOTAL		1784755	18.58	700000	63.50	7.29	533000	100	0	0	22.86%

(*) The term "encumbrance" has the same meaning as assigned to it in regulation 28(3) of the SAST Regulations, 2011

(I)(c)(i) Statement showing holding of securities (including shares, warrants, convertible securities) of persons belonging to the category "Public" and holding more than 1% of the total number of shares

Sr. No.	Name of the shareholder	Number of shares held	Shares as a percentage of total number of shares {i.e., Grand Total (A)+(B)+(C) indicated in Statement at para (I)(a) above}	Details of warrants		Details of convertible securities		Total shares (including underlying shares assuming full conversion of warrants and convertible securities) as a % of diluted share capital
				Number of warrants held	As a % total number of warrants of the same class	Number of convertible securities held	% w.r.t total number of convertible securities of the same class	
1	Hemant Kumar Gupta	1028688	10.71	0	0	0	0	0
2	VIMAL SARABHAI SHAH	571823	5.95	0	0	0	0	0
3	VISUALMINDS TECHNOLOGIES (P) L	546200	5.69	0	0	0	0	0
4	PRATIBHA OMPRAKASH SHAH	300000	3.12	0	0	0	0	0
5	ASHMAVIR FINANCIAL CONSULTANT	295500	3.08	0	0	0	0	0
6	SHARON GUPTA	291715	3.04	0	0	0	0	0
7	MASTER CAPITAL SERVICES LTD	250569	2.61	0	0	0	0	0
8	RANJANA PANDURANG DHAVATE	250000	2.60	0	0	0	0	0
9	MOTILAL OSWAL FINANCIAL SERVICE	249587	2.60	0	0	0	0	0
10	REKHA KIRAN MEHTA	203994	2.12	0	0	0	0	0
11	KONDAL RAO S	143100	1.49	0	0	0	0	0
12	MINAXI KETAN SHAH	110000	1.15	0	0	0	0	0
13	SUNIL KUMAR RATANLAL JAIN	103497	1.08	0	0	0	0	0
14	DAKSHA MUKESH SHAH	100000	1.04	0	0	0	0	0
			0.00	0	0	0	0	0
	TOTAL	4444703	46.27	0	0	0	0	0



Handwritten signature

(I)(c)(ii) Statement showing holding of securities (including shares, warrants, convertible securities) of persons (together with PAC) belonging to the category "Public" and holding more than 5% of the total number of shares of the company

Sr. No.	Name(s) of the shareholder(s) and the Persons Acting in Concert (PAC) with them	Number of shares	Shares as a percentage of total number of shares {i.e., Grand Total (A)+(B)+(C) indicated in Statement at para (I)(a) above}	Details of warrants			Details of convertible securities		Total shares (including underlying shares assuming full conversion of warrants and convertible securities) as a % of diluted share capital
				Number of warrants	As a % total number of warrants of the same class	Number of convertible securities held	% w.r.t total number of convertible securities of the same class		
1	Hemant Kumar Gupta	1028688	10.71	0	0	0	0	0	0
2	VIMAL SARABHAI SHAH	571823	5.95	0	0	0	0	0	0
3	VISUALMINDS TECHNOLOGIES (P) L	546200	5.69	0	0	0	0	0	0
			0.00	0	0	0	0	0	0
			22.35	0	0	0	0	0	0
	TOTAL	2146711							



(II)(b) Statement showing holding of Depository Receipts (DRs), where underlying shares held by "promoter/promoter group" are in excess of 1% of the total number of shares

Sr. No.	Name of the DR Holder	Type of outstanding DR (ADRs, GDRs, SDRs,	Number of shares underlying outstanding DRs	Shares underlying outstanding
1	NIL	0	0	0
			0	0
TOTAL				

